

Syncing Auth Levels & Roles

Our innovative sync system allows you to perform Discord role upgrades/downgrades with will be automatically implemented in game, allowing you to seamlessly implement any changes in game by a simple change in role in Discord. Alternatively you can also do this in the opposite direction too! Allowing you to perform the exact same action in the other Direction, allowing Discord role upgrades following a new in-game permission granted/revoked.

Lets get in to how to get this started!

Synchronizing Roles

To start the process of the initial setup you will need to ensure you have the Discord roles in place. You will need to ensure you have a role for the following; VIPs, Moderators, Admins & Owners.

To start the initial sync you will need to choose in which way you would like this to be performed, *Sync Game -> Discord*, *Sync Discord -> Game* or *Complete Sync*. Fist we will cover Sync Game -> Discord.

Sync Game to Discord

The purpose of this sync is that any in game role changes from Game will have effect in Discord by removing their role, however, it will not produce the other way, so, re-adding the role in Discord will have no in-game effect.

To perform this type of sync we need to use the command **/gs sync-roles**. Following this command we will have the following options;

gameserver: - Please select the gameserver that you want this to take effect on.

to-discord: - This is asking if you want in-game actions to sync and remove Discord roles - For this method we want to choose **YES**.

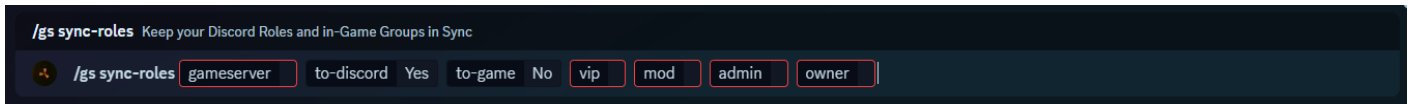
to-game: - This is asking if you want to have Discord actions, removing roles, to have effect in game - For this method we want to choose **NO**.

vip: - Please select the Discord role you want the bot to read for VIP.

mod: - Please select the Discord role you want the bot to read for Moderators.

admin: - Please select the Discord role you want the bot to read for Administrators.

owner: - Please select the Discord role you want the bot to read for Owners.



Upon sending this command the bot will now begin to synchronize You in-Game VIPs by applying the role that you have chosen in Discord.

Sync Discord to Game

The purpose of this sync is that any in game role changes from Game will have effect in Discord by removing their role, however, it will not produce the other way, so, re-adding the role in Discord will have no in-game effect.

To perform this type of sync we need to use the command **/gs sync-roles**. Following this command we will have the following options;

gameserver: - Please select the gameserver that you want this to take effect on.

to-discord: - This is asking if you want in-game actions to sync and remove Discord roles - For this method we want to choose **NO**.

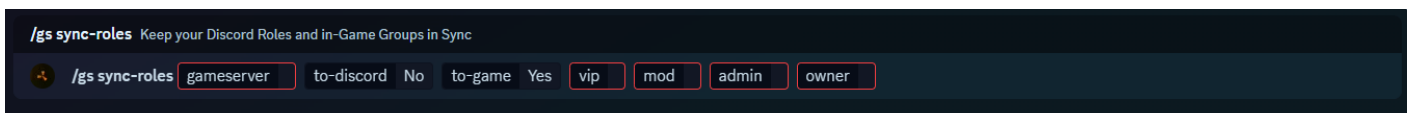
to-game: - This is asking if you want to have Discord actions, removing roles, to have effect in game - For this method we want to choose **YES**.

vip: - Please select the Discord role you want the bot to read for VIP.

mod: - Please select the Discord role you want the bot to read for Moderators.

admin: - Please select the Discord role you want the bot to read for Administrators.

owner: - Please select the Discord role you want the bot to read for Owners.



Upon sending this command the bot will now begin to synchronize your Discord roles by applying the permission level you choose in Game.

Sync Discord & Game Concurrently

The purpose of this sync is that any in game role changes from Game will have effect in Discord by removing their role, however, it will not produce the other way, so, re-adding the role in Discord will have no in-game effect.

To perform this type of sync we need to use the command **/gs sync-roles**. Following this command we will have the following options;

gameserver: - Please select the gameserver that you want this to take effect on.

to-discord: - This is asking if you want in-game actions to sync and remove Discord roles - For this method we want to choose **YES**.

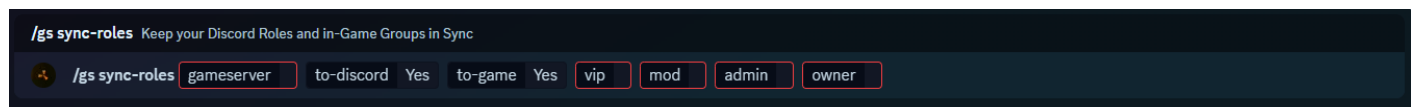
to-game: - This is asking if you want to have Discord actions, removing roles, to have effect in game - For this method we want to choose **YES**.

vip: - Please select the Discord role you want the bot to read for VIP.

mod: - Please select the Discord role you want the bot to read for Moderators.

admin: - Please select the Discord role you want the bot to read for Administrators.

owner: - Please select the Discord role you want the bot to read for Owners.



Upon sending this command the bot will now begin to synchronize your Discord roles and In-Game roles so any changes made in either direction will be synchronized.

PLEASE NOTE: On all above options, any existing permissions or Discord roles will be ignored as a rule, this will only work from the moment the commands are run. Future updates will change this.

We are planning on an update that will allow previous changes to be synchronized, effectively forcing a full sync and also this will include a re-sync option for changes that may have been missed following a server disconnection.

Revision #1

Created 10 July 2024 21:51:06 by dashiiboi

Updated 13 July 2024 12:36:23 by dashiiboi