

# Linking & Economy

The first major advantage for you, as players to make the most of the VereTech bot is the economy feature, your server owner has the option to install an online store, should they be premium and choose to do so, which allows you to earn in-Discord currency. This currency can then be spent in store for items which carry out an automated in game delivery, directly to your inventory.

However, before we can use any of it we need to go through the notion of linking your Game Console Username to your Discord User name.

## Username Linking

To link your discord to your console is a pretty simple step, all we need to do is use a / command in discord. *There may be a dedicated channel in Discord for this, please speak to your server owner for more information.*

Once we find ourselves in the correct channel for linking, in your message bar please type the following;

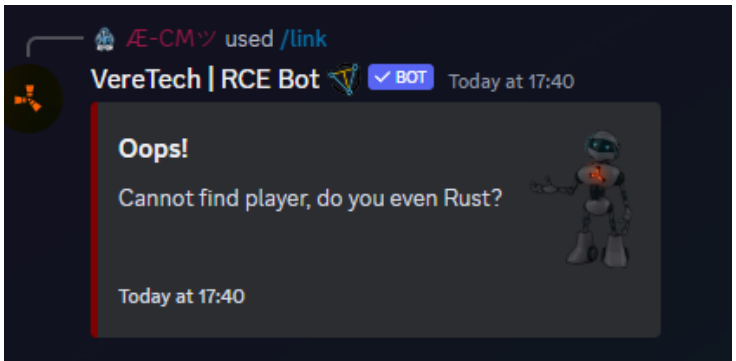
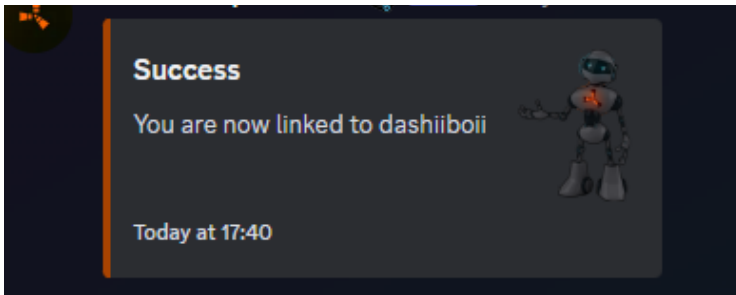
**/link**

Doing so will show you this option;



As you can see you need to enter your GamerTag/PSN Name and then select the console on which you play from, this may be Xbox or PS, it is important to remember that you will need to be on the rust server for this to be possible.

Once you have filled out this information please click send, the bot will respond to you to confirm or deny connection as seen below;



You are now linked and ready to enjoy the maximum features of economy!

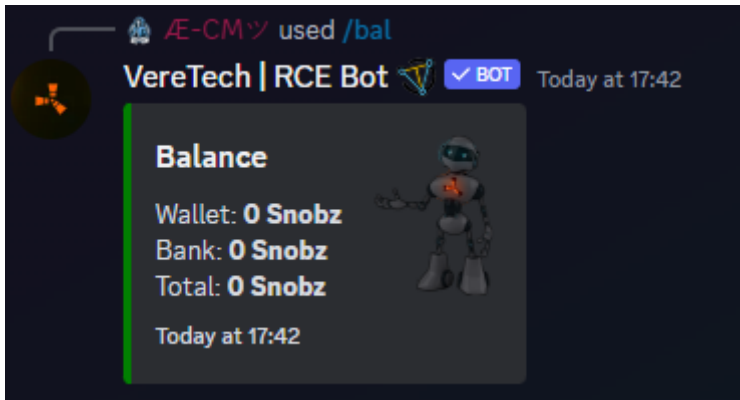
## Checking your Balance

As you go through Rust life, there are certain ways in which you can earn currency, for information on how your server is set up, please speak with your server owner.

Once you understand the method of earning, it will be a useful tool to be able to check your balance, to do this we need to put the following command in your text box;

**`/bal`**

The bot will reply with your total balance and break it down for you into cash, bank and then a grand total. See below the example for how it should look;



## Depositing your Funds

When in-game, you can lose your all important cash if you have not yet deposited it. By being killed you are allowing other players the opportunity to steal from you following killing you, they are directly rewarded for the kill from any available cash you have in your wallet that isn't safe inside your bank. To deposit into your "Bank" you will need to use the command **/dep** you will then need to select the "amount" you wish to deposit (leaving this blank will deposit all of your funds). Please see the example below:-



## Buying an Item or a Kit

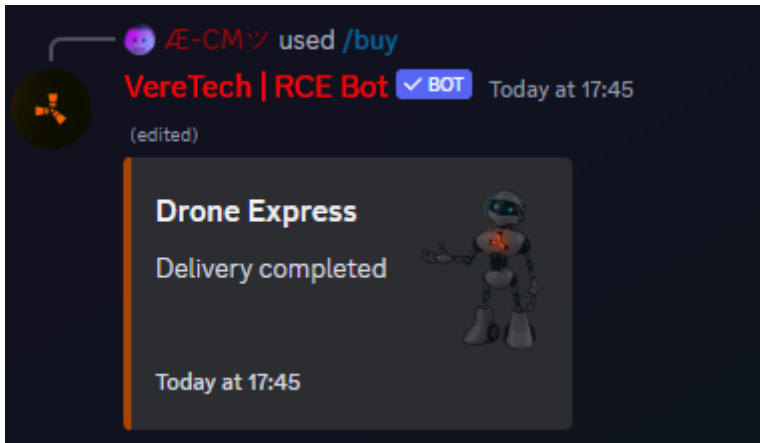
Now that you are linked and know your balance, its time to use the store!

To browse the items for purchase please use the command;

### **/buy**

Select your server and then hit send. You will now be shown a list of categories to choose from, should you need help understanding these, please speak with your server owner. Simply select the item you wish to purchase and hit enter.





You will see that the delivery is under way.

*Please Note: it is important to ensure that you have enough space in your inventory before purchasing as insufficient space could cause item delivery failure.*

## Gambling

Here at VereTech we have made it possible to also gamble some of your purse in the attempt to win more! We currently have 2 options;

### Bandit Camp Spin Wheel

We have installed the bandit camp wheel into the bot! To use this feature, please use the following command in your text box;

**/spin**

From here you will be given 2 options, select amount - *Limits could be in place at your server owners discretion*. 2nd option is color, these directly correlate to the real bandit camp wheel;



Yellow - 1x + bet,

Green - 3x + bet,

Blue - 5x + bet,

Purple - 10x + bet,

Red - 20x + bet,

And finally a random option.

Once selected hit send and watch the wheel spin! Good luck!

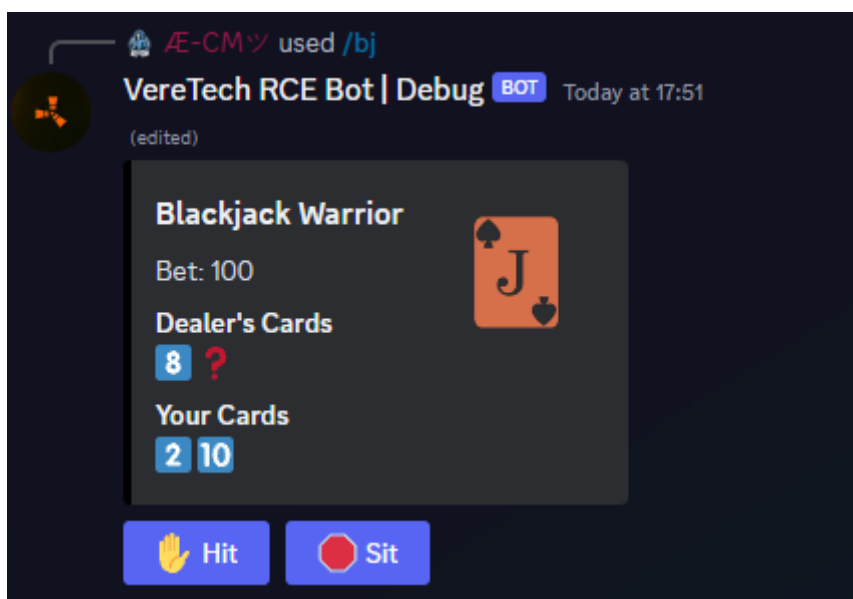
## Blackjack

Our second and most recent gambling method is Blackjack, an old favorite. For those that have never played, please click [here](#) for the general rules of Blackjack. To launch the Blackjack feature us the command in the text box;

**/bj**

This launches the blackjack feature where you will be able to enter an amount to bet - *Again, the server owner has the ability to set a max and min bet amount, please speak with them for more details.*

When you have selected your amount and started you will be dealt your 2 cards, with the options to hit for stick, this is intractable by emoji, see below;



Aim of the game is to get as close to 21 as possible without going over and going bust. Once you've decided to use stick your dealers turn is then automatically completed and the winner is determined.

---

Revision #6

Created 26 February 2024 12:22:22 by dashiiboii

Updated 20 September 2024 10:14:35 by dashiiboii