

Fortify - Raid Protection System

Time to look at how Clans can make the most of the Fortify features including; Creating a Fort, editing a Fort and deleting Forts.

Prerequisites;

[Create a Clan](#)

Please note: All Forts must adhere to the settings configured by the Admin of the gameserver - Please contact them for more information. ALSO for the Fortify system you MUST be part of/Owner of a Clan within Discord with the correct Clan permissions!

Please click the blue text should you need to learn more on Clans.

Creating a Fort


To create a fort, as mentioned, players will need to be part of a clan and bare either the "Founder" role or the "Grubber" role, Freshies and Noobs cannot use the Fortify settings!

Once you have met this criteria head in game and find the center of your base - As we have below;

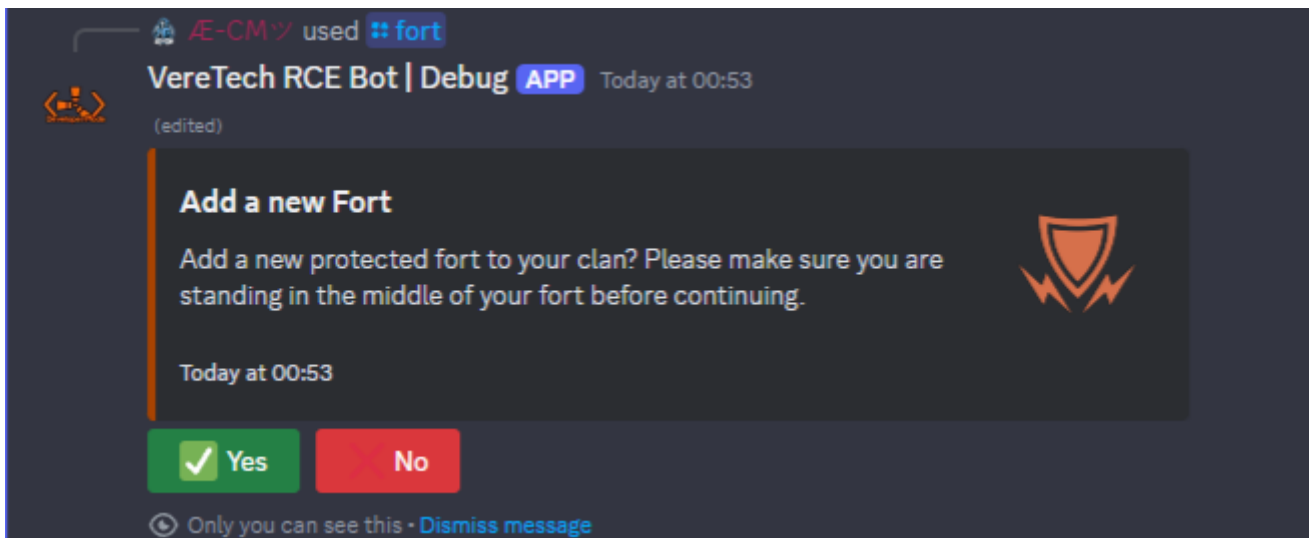


Once in the center, head back to Discord and use the command [/fort](#) upon using the command you will be required to select your gamserver from the list and hit enter.

Once processed you will see a list of all of your current forts - Ours currently has none so we can select "Add";



You will then be asked if you want to make a new Fort for your clan and if you are standing in the middle of your base before continuing - Once these 2 statements are true, select "Yes";



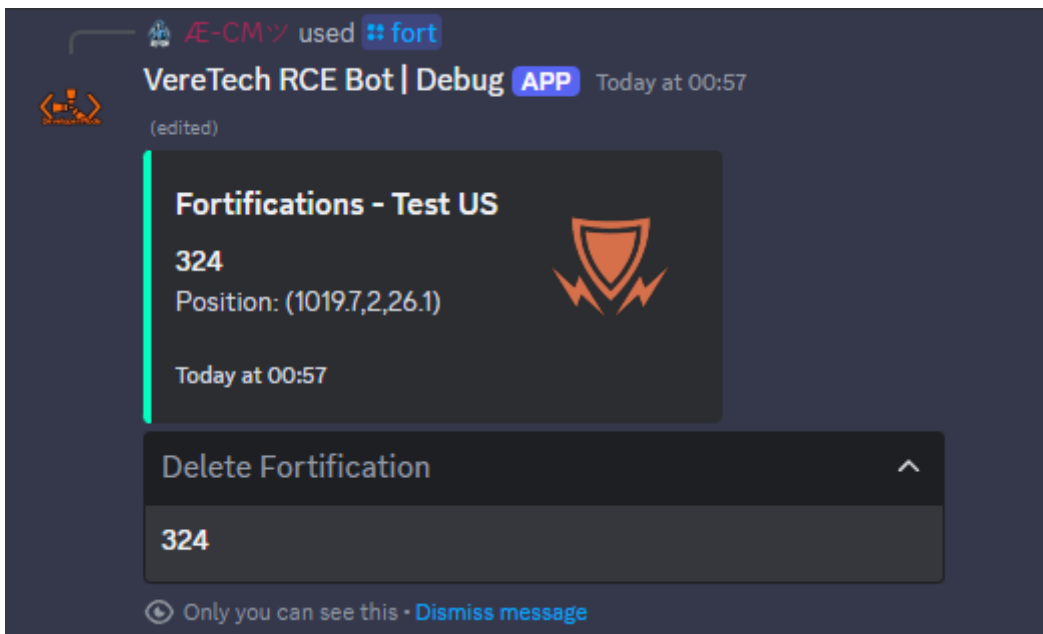
You will then be greeted with a text box asking you to name your Fort - Please note: This is limited to 3 characters (ABC123);

A screenshot of a 'Name' dialog box. At the top left is a small orange icon, and at the top right is a close button 'X'. Below the title is a yellow warning box with an exclamation mark icon and the text: 'This form will be submitted to VereTech RCE Bot | Debug. Do not share passwords or other sensitive information.' Below the warning box is the prompt 'ENTER THE NAME OF YOUR NEW FORT *' followed by a dark text input field. At the bottom right are two buttons: a 'Cancel' button and a blue 'Submit' button.


Once you are happy with everything select "Submit" and allow up to 60seconds for your Fort to be applied! Side Note: If the server is currently in any mode other than **NO RAID or ScheduleRaid** you will not see your Fort as it will not be active until your entire Clan logs off.

Deleting a Fort

For users to delete a fort they will again have to use the command [/fort](#) and you will be greeted with all of your Forts, simply use the drop-down menu to select a fort from the list to delete;



Once you select your fort to delete, you will see that the message will update and that fort will no longer exist;



Revision #3

Created 23 December 2024 02:51:11 by dashiiboii

Updated 9 January 2025 08:10:49 by dashiiboii