

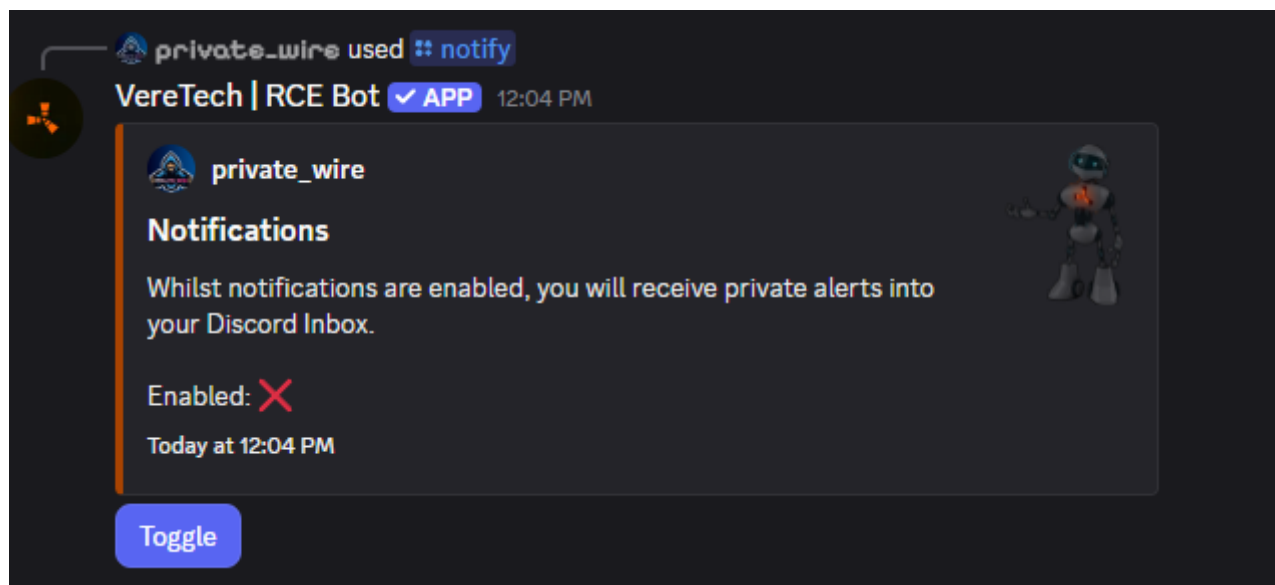
96.9 KDFM - RF Broadcaster Alerts

96.9 KDFM is where you can subscribe to in-game broadcaster frequencies and receive alerts into your Direct Messages (DM's).

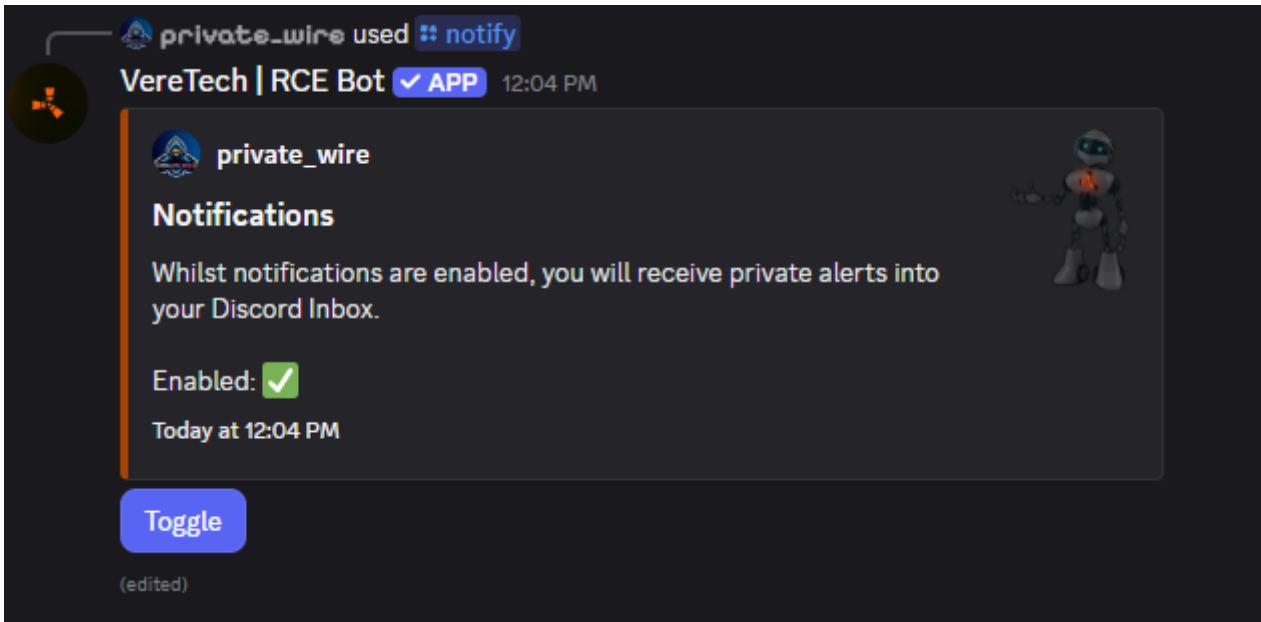
Global Notifications

The first step to get started is to ensure you have Global Notifications turned on, you can configure this by using `/notify` in the DM of the VereTech RCE Bot.

When you first run the `/notify` command, you will see this:



Once you toggle the status to "Enabled", you will then see:

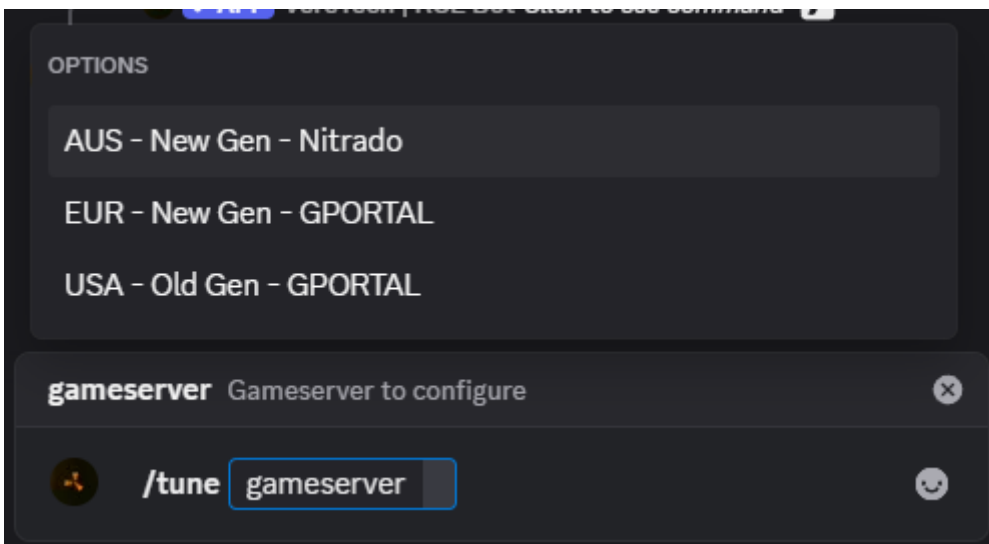


Whilst Enabled, the VereTech RCE Bot has permission to DM you. If you want to stop receiving DM's from our bot, you can once again use `/notify` and disable. We will now never DM you for anything.

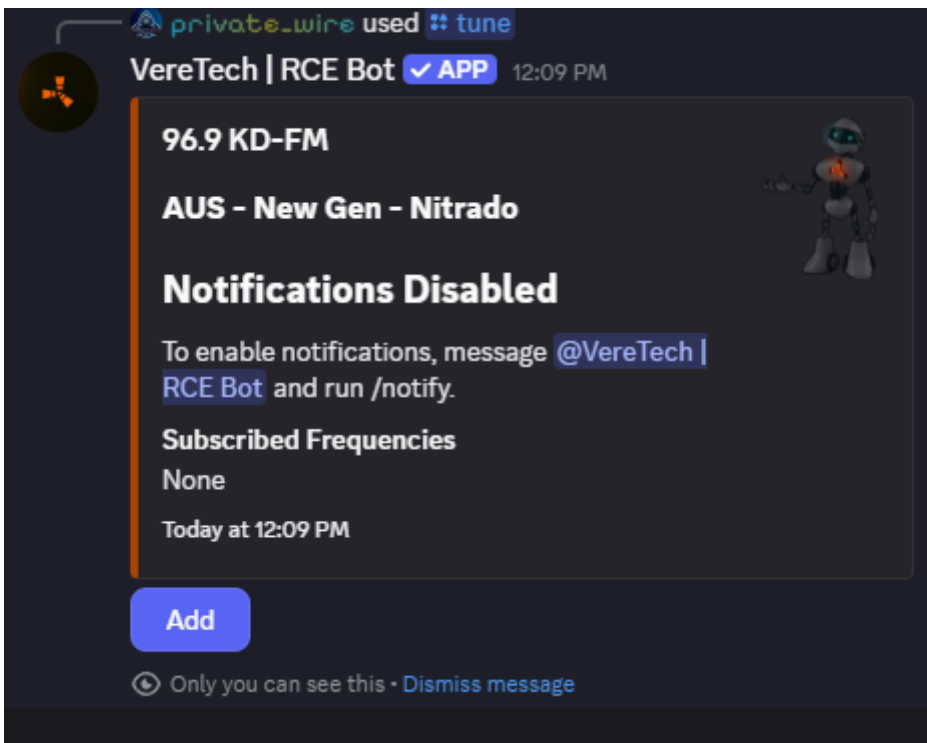
Tune

Now that you have Global Notifications turned on, you can now head back to the Discord Server of the Gameserver your playing on and begin to tune your Discord Radio into the games frequencies.

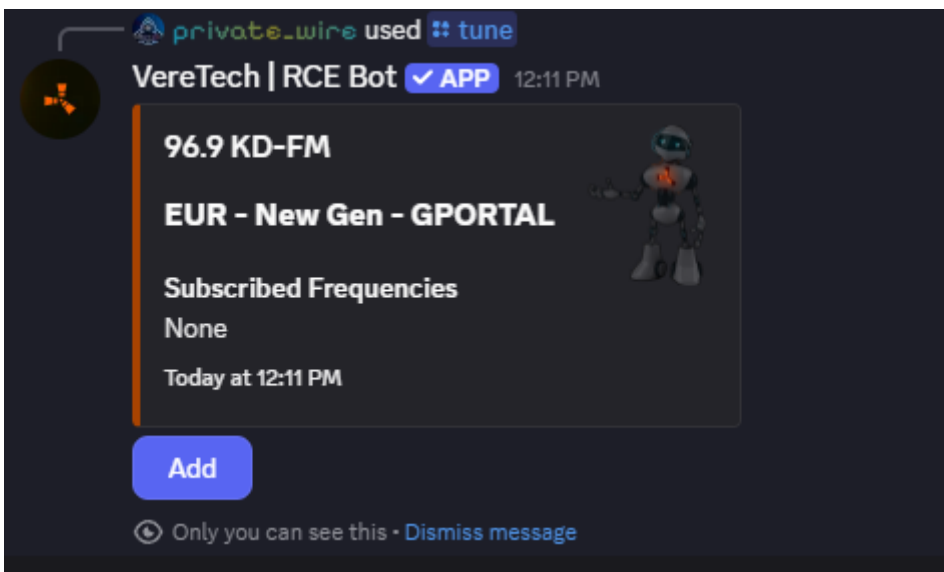
Start by using `/tune` and select the gameserver you want to receive alerts for:



If you have "Global Notifications" turned off, you will see a friendly reminder to enable it to receive alerts:



Otherwise you will see:



The response of `/tune` is hidden and other players cannot see what frequencies you have tuned your Discord Radio into.

To tune your radio into a frequency, select "Add":

Add ✕

⚠ This form will be submitted to VereTech | RCE Bot. Do not share passwords or other sensitive information.

Frequency *
Enter the Frequency (1-9999)

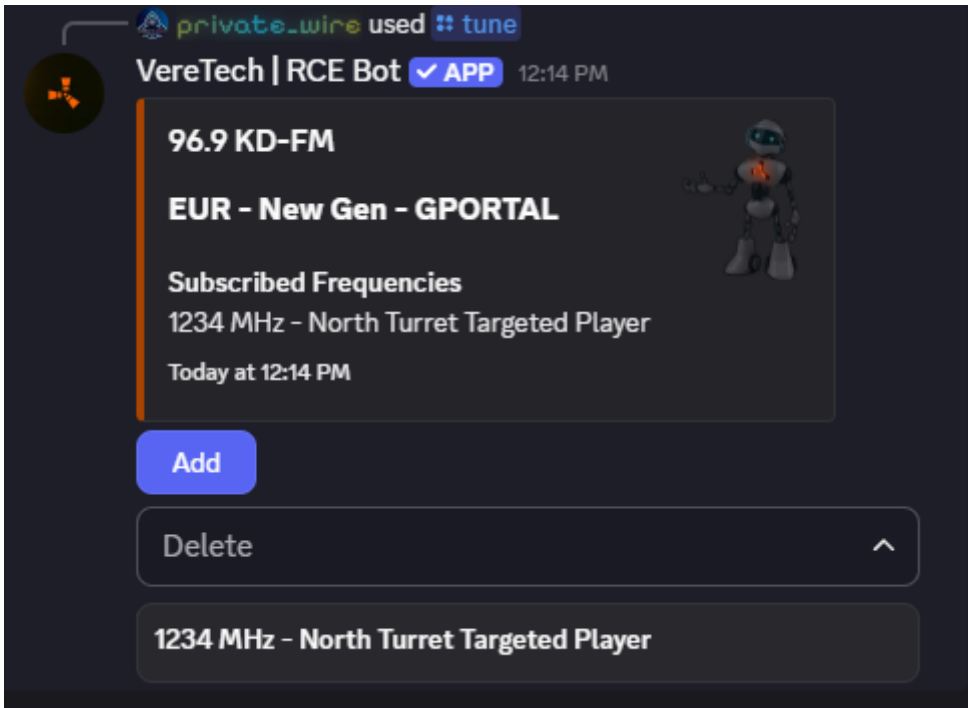
Name *
Enter nickname for frequencies, this will be shown on your notifications.

Cancel **Submit**

You have two fields you need to fill in:

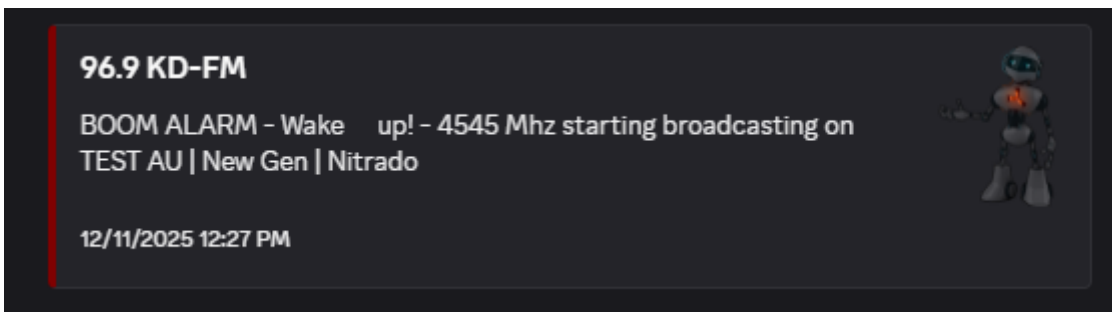
- Frequency
 - The in-game frequency you want to receive alerts for.
- Name
 - A nickname, this might be "front door turret targeted" or "boat base getting raided". What you choose here will be how you will be alerted when the frequency is triggered.

Once you have filled out the above info and pressed "Submit", you have now tuned your Discord Radio into that frequency:



You will now have the choice of adding another frequency or deleting an existing one by selecting it from the dropdown menu.

Once your frequency is triggered, you will receive a message from the VereTech RCE Bot with the Name, frequency and Gameserver name where the broadcast is occurring.



When a Gameserver wipes, all your subscribed frequencies are also wiped!

Revision #4

Created 29 November 2025 01:01:00 by private_wire

Updated 9 December 2025 00:28:27 by KDUNNHD